

SPCCTV 2016 - Survey

Summary Prepared on 12/21/16

This report summarizes 44 of 44 total responses.

Summary for the results with the following restrictions:

Response Filters

Invitation Type: all
Status: all
Alerts:
Email Contains:

SPCCTV - Evaluation Form

End of Survey Page 2

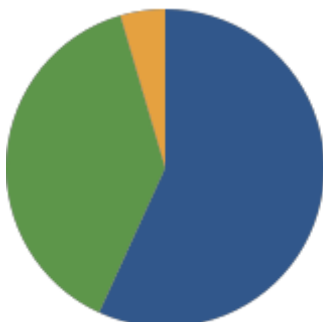
Please answer the following questions:

1. I am a...



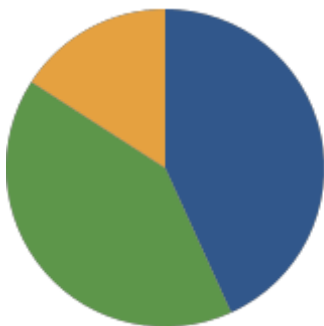
27.2% [Trainee in cardiac surgery, thoracic surgery, vascular surgery \(12\)](#)
25.0% [Nurse \(11\)](#)
18.1% [Cardiac, thoracic or vascular surgeon \(8\)](#)
15.9% [Allied health professionals \(7\)](#)
13.6% [View "Other" Answers "Other" Answers](#)
0.0% [Subspecialist in this area \(0\)](#)

2. In my daily practice I have to deal with the issues addressed in this presentation...



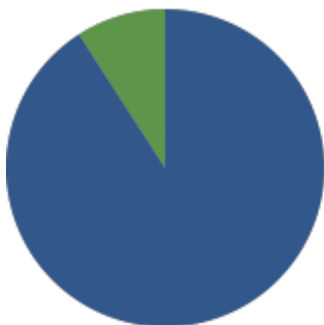
56.8% [Very Often \(25\)](#)
38.6% [Frequently \(17\)](#)
4.5% [Rarely \(2\)](#)
0.0% [Never \(0\)](#)

3. Regarding the issues dealt with in this event I am, in my daily practice,....(select one)



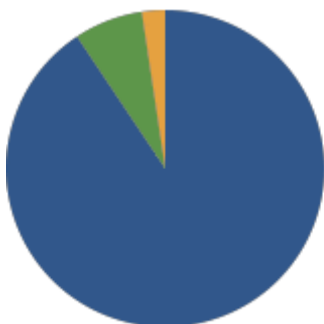
43.1% [Able to decide and execute on my own \(19\)](#)
40.9% [Dependent on the decisions of others, which I then execute \(18\)](#)
15.9% [Only discussing therapeutic alternatives with those, who decide and execute \(7\)](#)

4. I have already visited a similar event before



90.9% [Yes \(40\)](#)
9.0% [No \(4\)](#)

5. Has the title of this event been...

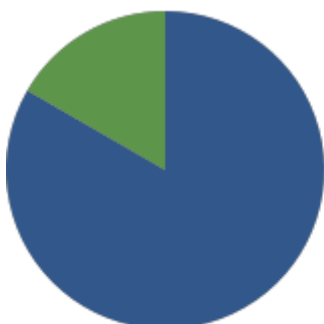


90.6% [Just Right \(39\)](#)
6.9% [Too General \(3\)](#)
2.3% [Too Specific \(1\)](#)

Suggestions:

You may browse comments online or download the CSV.
[View Comments](#)

6. Did the content match your expectations raised by the title of the event



83.3% [Yes, Fully \(35\)](#)
16.6% [Not at All \(7\)](#)

Suggestions:

You may browse comments online or download the CSV.
[View Comments](#)

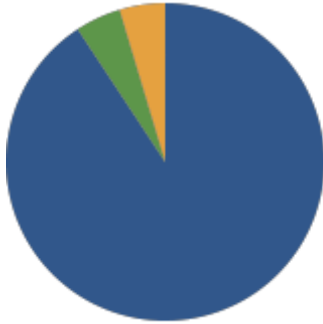
7. Do you prefer the event organized...

69.0% [as 2016 Friday and Saturday all day \(29\)](#)
30.9% [as 2015 starting Thursday afternoon, Friday all day and Saturday morning \(13\)](#)



Suggestions: *You may browse comments online or download the CSV.*
[View Comments](#)

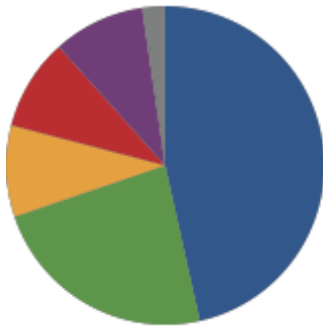
8. Has the duration of the event/presentation been adequate in relation to the content presented?



90.6%	Just Right (39)
4.6%	Too Short (2)
4.6%	Too Long (2)

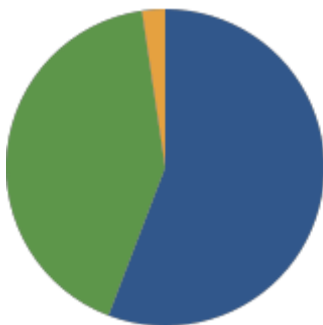
Suggestions: *You may browse comments online or download the CSV.*
[View Comments](#)

9. Please give an estimate for the relation of time for discussion to length of presentation (select one)



46.5%	30% (20)
23.2%	25% (10)
9.3%	≥50% (4)
9.3%	50% (4)
9.3%	20% (4)
2.3%	<10% (1)

10. Total amount of time for discussion has been...

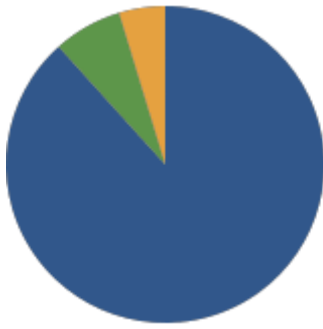


55.8%	Just Right (24)
41.8%	Too Short (18)
2.3%	Too Long (1)

Suggestions: *You may browse comments online or download the CSV.*
[View Comments](#)

11. The answers of the speaker(s) during the discussion were straight to the point?

88.3%	Just Right (38)
6.9%	Too Short (3)
4.6%	Too Long (2)



Suggestions:

You may browse comments online or download the CSV.

[View Comments](#)

12. Do you think that the educational impact of the event could have been increased by increasing the length of presentations:



37.2%	No (16)
34.8%	Not Sure (15)
27.9%	Yes (12)

Suggestions:

You may browse comments online or download the CSV.

[View Comments](#)

13. Do you think that the educational impact of the event could have been increased by increasing the length of time for discussion?



53.4%	Yes (23)
25.5%	No (11)
20.9%	Not Sure (9)

Suggestions:

You may browse comments online or download the CSV.

[View Comments](#)

14. Do you think that the educational impact of the event could have been increased by increasing interactivity during the presentation?



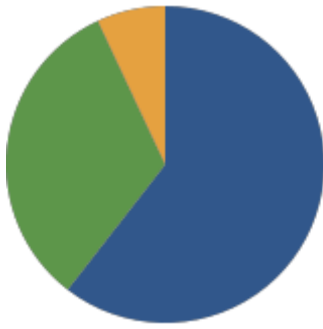
60.4%	Yes (26)
25.5%	Not Sure (11)
13.9%	No (6)

Suggestions:

You may browse comments online or download the CSV.

[View Comments](#)

15. Do you think that the educational impact of the event could have been increased by use of different didactic methods?



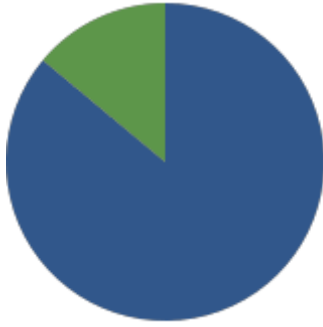
60.4% [Yes \(26\)](#)
 32.5% [Not Sure \(14\)](#)
 6.9% [No \(3\)](#)

Suggestions:

You may browse comments online or download the CSV.

[View Comments](#)

16. Did you recognize any influence of the sponsor(s) on the content of presentations?



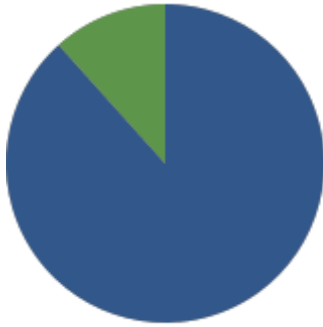
86.0% [No \(37\)](#)
 13.9% [Yes \(6\)](#)

If Yes please specify

You may browse comments online or download the CSV.

[View Comments](#)

17. Did you recognize any influence of the sponsor(s) on the content of the discussion?



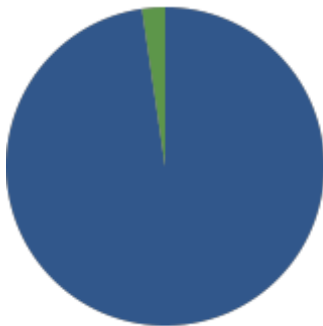
88.3% [No \(38\)](#)
 11.6% [Yes \(5\)](#)

If Yes please specify

You may browse comments online or download the CSV.

[View Comments](#)

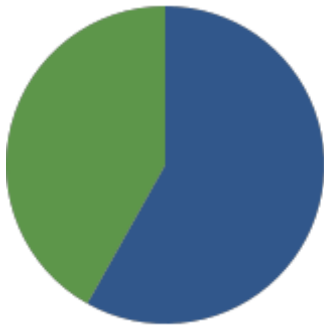
18. If this same event is offered again in the near future would you recommend participation to your colleagues and friends?



97.6% [Yes \(42\)](#)
 2.3% [No \(1\)](#)

19. Gender

58.1% [Male \(25\)](#)
 41.8% [Female \(18\)](#)



20. Age



30.2%	20-30 (13)
23.2%	30-40 (10)
20.9%	40-50 (9)
18.6%	50-60 (8)
6.9%	60-70 (3)
0.0%	≥70 (0)

21. To attend this event i have... (select one)



32.5%	Been invited by industry (14)
25.5%	Been delegated by my hospital/department (11)
25.5%	View "Other" Answers "Other" Answers
16.2%	taken the initiative on my own (7)

22. Registration fee, travel and accommodation have been paid by...



62.7%	Industry (27)
27.9%	View "Other" Answers "Other" Answers
4.6%	Hospital (2)
4.6%	Me (2)